


MAN DUAL FUEL MARINE ENGINE.

Sustainable hydrogen-diesel solution.



MAN Engines



CONTENTS

MAN dual fuel engine for commercial vessels

Two operating modes for two fuels. 4

Customer benefits 4

D2862 dual fuel engine description

Characteristics. 8

Technical features 9

Dimensions 9

Performance diagrams. 10


Energy savings diagrams 10

Fuel consumption diagrams 11

The first dual-fuel-driven vessel

The HydroCat project. 12

CMB: Compagnie Maritime Belge 13





TWO OPERATING MODES FOR TWO FUELS.

Diesel mode

The engine is started and initially operated with diesel fuel only. In diesel mode, the operating behaviour, fuel consumption and all other characteristics correspond exactly to the MAN D2862 LE428 with the same performance.

The modular MAN SCR system reduces the nitrogen oxides in the exhaust gas by means of effective exhaust gas aftertreatment, so that the limit values in accordance with IMO Tier III can be complied with.

Dual fuel mode

In a type of pretreatment, a precisely measured quantity of hydrogen is added to the charge air. This mixture of hydrogen and air is then ignited in the combustion chamber of the cylinders using the injected diesel fuel. Depending on the operating point of the engine, only a very small amount of diesel fuel is required.


For this reason, significantly less CO₂ occurs in the exhaust gas in dual fuel mode. With a typical collective daily load of a working boat, exhaust CO₂ emissions can be expected to be around 50% lower. Particulate and nitrogen oxide emissions can also be reduced. As a result, the operator also benefits from lower consumption of AdBlue®, the reducing agent for the SCR reaction in exhaust gas aftertreatment.

In the event of problems in the hydrogen circuit or an exhausted hydrogen supply, it is possible to switch back to diesel mode at any time. This ensures uninterrupted operation with the usual reliability and economy of a marine engine from MAN Engines.

Irrespective of the operating mode, the limit values according to IMO Tier III are complied with.

Customer benefits

- Up to 80% less engine out CO₂ emissions compared with the diesel engine
- Just as powerful and reliable as the diesel engine
- Operation either as a pure diesel drive or as a dual fuel engine
- Uninterrupted operation even when the hydrogen tank is empty or the hydrogen circuit is faulty

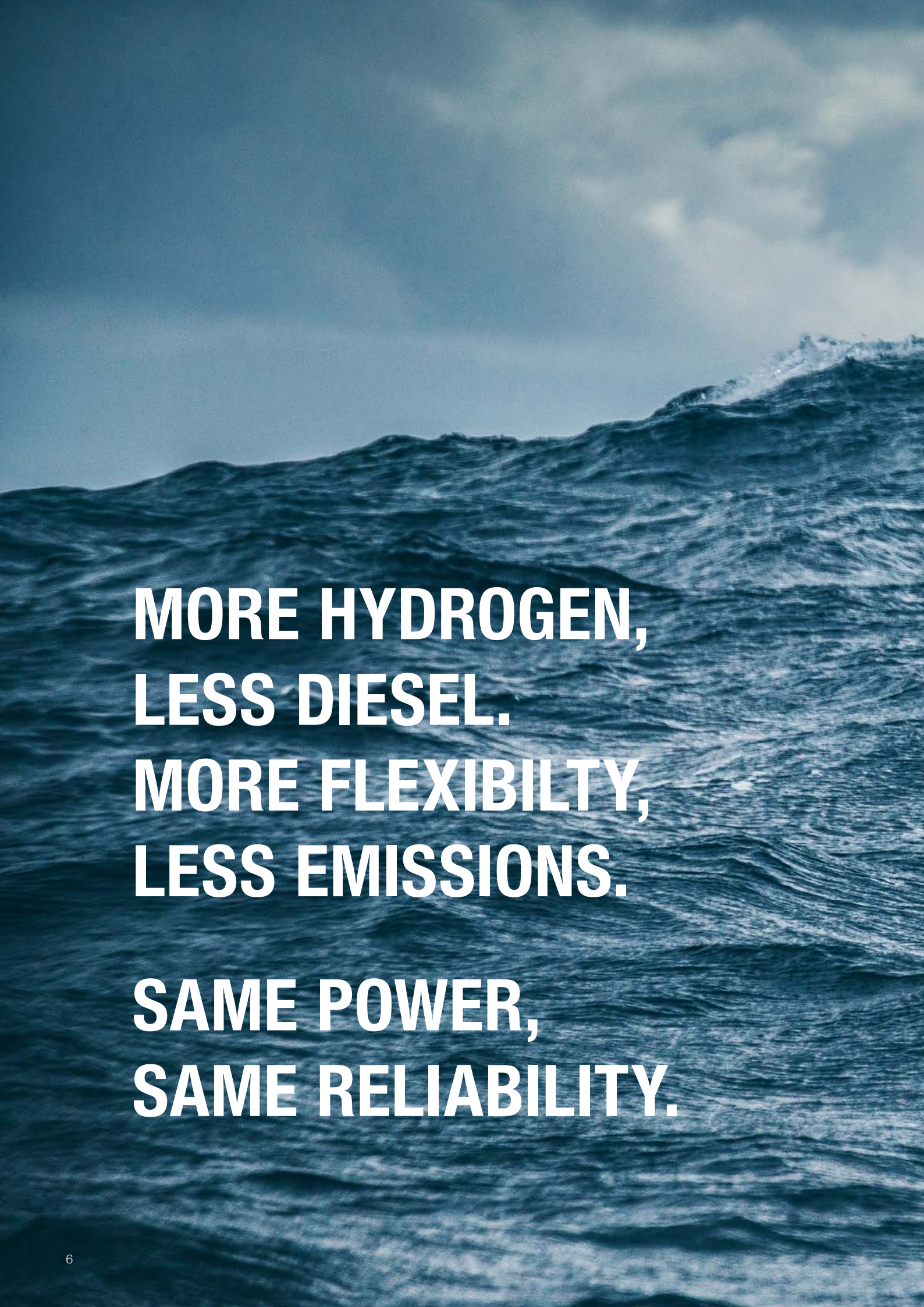


A Hydrogen supply

B CMB.TECH's
hydrogen unit

C Hydrogen injection
manifold

All hydrogen carrying components are double walled. With the hydrogen monitoring system, a hydrogen leakage will be detected immediately. The venting system will evacuate the leaked hydrogen safely and the hydrogen supply to the engine is cut immediately. The engine will return to safe diesel mode, supplying uninterrupted power.



**MORE HYDROGEN,
LESS DIESEL.
MORE FLEXIBILITY,
LESS EMISSIONS.**

**SAME POWER,
SAME RELIABILITY.**



D2862 DUAL FUEL



Characteristics

- Application: Main propulsion dual fuel (hydrogen/diesel) engine for ships with fixed or variable pitch propeller
- Operation profile: Up to 4000 operating hours per year and an average load up to 60%
- Construction: Four-stroke dual fuel engine, direct diesel injection and hydrogen injection into charge air, exhaust after-treatment system
- Cylinders: 12 cylinders in V-arrangement, single cylinder heads, replaceable cylinder liners, SAE 1 flywheel housing
- Air system: Single-stage turbocharger with charge air intercooler and wastegate
- Cooling system: Seawater cooled by rubber impeller pump or two-circuit-cooling system for hull cooling
- Oil system: Force-feed lubrication by gear pump, lubricating oil cooler in cooling water circuit
- Fuel system: Common Rail injection system with EDC17 control, diesel fuel to according to DIN EN 590, Hydrogen N40
- Auxiliary PTO: PTO for hydraulic pump 16 cm³ (180Nm), front-PTO by crank shaft extension
- Alternator: Three-phase generator with rectifier and transistorized governor, 28V, 120A
- Starting system: Solenoid-operated electric starter, 24 V, 7.0 kW
- Service: Oil change interval 500 operating hours

Technical features

Performance data		D2862 LE448
Rated power	kW (PS)	749 (1 019)
Speed	rpm	2 100
Bore	mm	128
Stroke	mm	157
Displacement	l	24.24
Rated torque	Nm	3 406
Maximum torque	Nm	3 750
at speed	rpm	1 300–1 900
Compression ratio		19:1
Mean effective pressure	bar	17.7
Classification		on request
Emission status		IMO Tier III

Consumption data ¹⁾	Diesel	Hydrogen
Specific fuel consumption ²⁾	171.5 g/kWh	14.7 g/kWh
Absolute fuel consumption ²⁾	154 l/h	11 kg/h
Highest fuel saving ³⁾	52 l/h	–
Highest reduction ³⁾	79%	–

1) In dual fuel mode: diesel fuel according to DIN EN 590 (tolerance +5% – ISO 3046), urea solution 32,5% according to ISO 22241 (tolerance +3%) and hydrogen N40 (tolerance +5%)

2) At rated power

3) On propeller curve



Dimensions

Type designation		D2862 dual fuel
A-Overall length	mm	1940
B-Overall width	mm	1 153
C-Overall height with flat oil pan	mm	1 355
D-Top of engine to middle of crankshaft	mm	890
E-Length to flywheel front	mm	1 630
Dry weight	kg	2 270

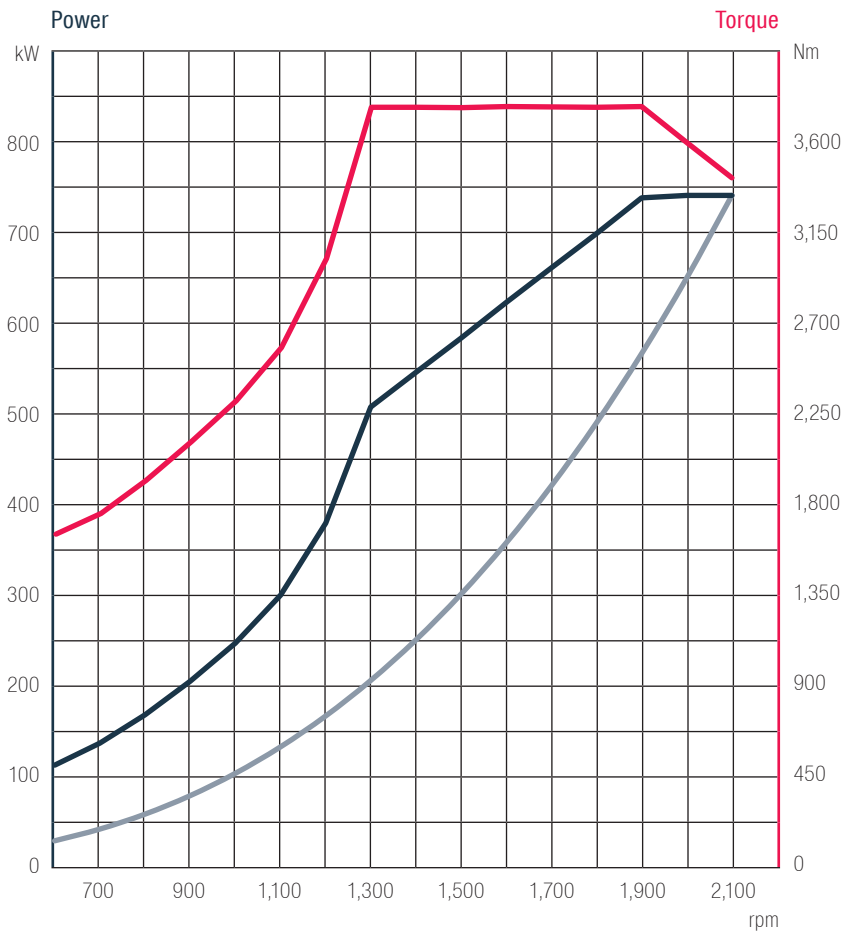
All data are reference values. Please request installation drawings for detailed specifications.

D2862 DUAL FUEL

Performance

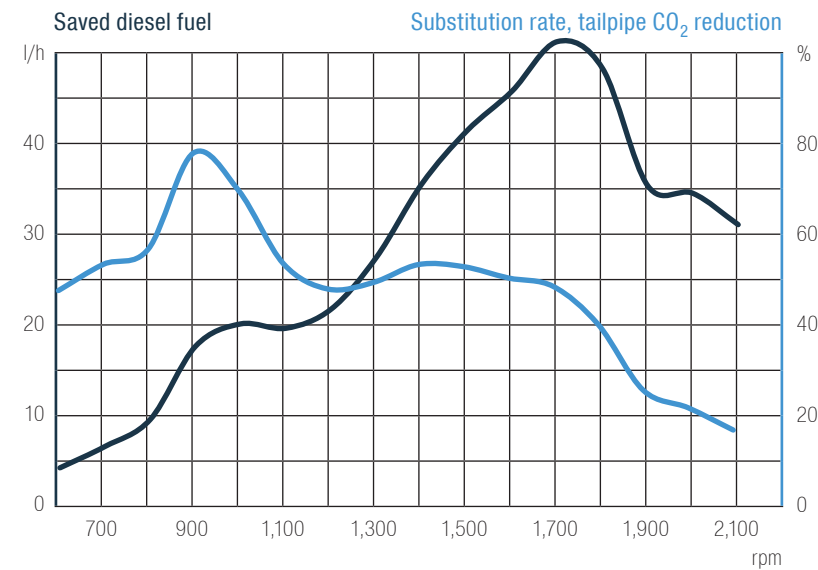
Applies in diesel mode as well as in dual fuel mode.

- Power under full load
- Power (propeller curve)
- Torque



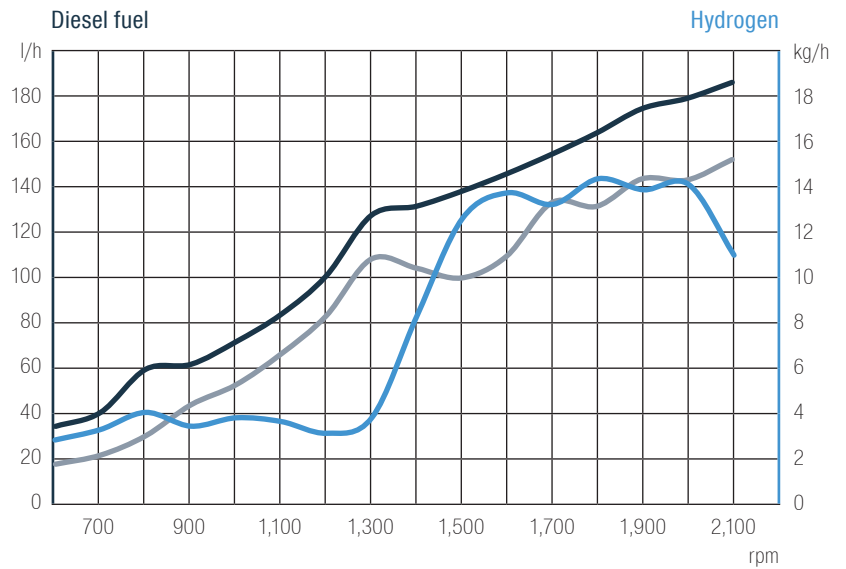
Energy savings (propeller curves)

- Saved diesel fuel in dual fuel mode
- Substitution rate



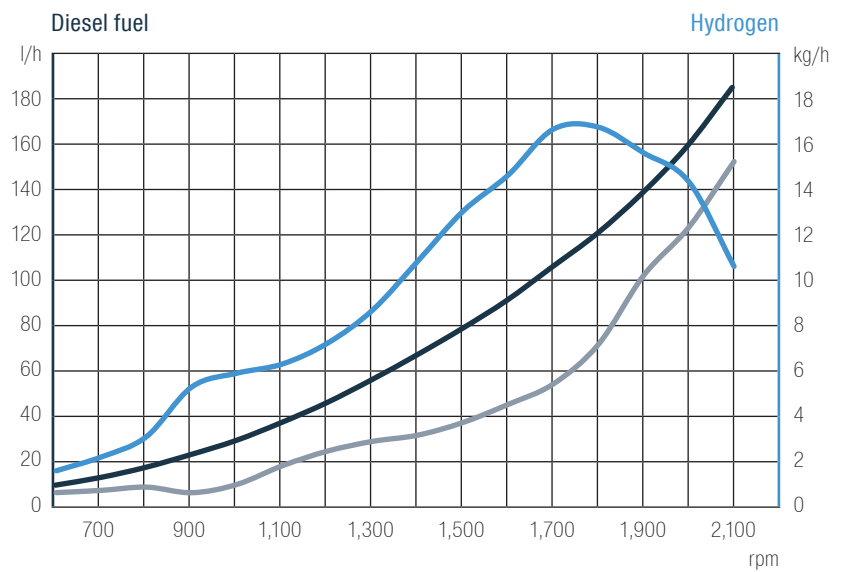
Fuel consumption under full load

- Diesel fuel consumption in diesel mode
- Diesel fuel consumption in dual fuel mode
- Hydrogen consumption in dual fuel mode



Fuel consumption (propeller curves)

- Diesel fuel consumption in diesel mode
- Diesel fuel consumption in dual fuel mode
- Hydrogen consumption in dual fuel mode



THE HYDROCAT. DRIVEN BY MAN DUAL FUEL.



The HydroCat project

For the HydroCat – the world's first hydrogen-driven crew transfer vessel – a 749 kW strong dual fuel engine was designed. This marine approved dual fuel drive solution is based on the reliable MAN D2862 LE428, a V12 diesel engine with a displacement of 24 litres. It was prepared by MAN Engines for dual fuel operation and retrofitted by CMB.TECH with a hydrogen injection system which injects hydrogen in front of the intercooler. The hydrogen manifold is double walled and was designed for the latest 3D additive manufacturing technology.

Further engine variants for propulsion with higher power and for gensets are going to be developed soon.






CMB: Compagnie Maritime Belge

CMB.TECH is a cleantech company that builds, owns, operates and designs large marine and industrial applications that run on hydrogen and ammonia. CMB.TECH also offers hydrogen and ammonia fuel to its customers, either through own production or by sourcing it from third party producers.

CMB.TECH has four divisions:

- Marine: Design, building and operation of a future proof fleet powered by hydrogen and ammonia
- Engineering: A fast growing highly skilled engineering team with more than 15 years of experience with hydrogen systems
- H2 infra: Technology and infrastructure to produce and distribute the clean fuels of the future
- Industry: Design and retrofit of industrial applications to run on the clean fuel of hydrogen



MAN Engines is the ideal partner when it comes to innovative drive solutions especially for working boats. With the MAN D2862 dual fuel engine – developed and produced with CMB – you can sustainably reduce the emissions while at the same time benefiting from maximum operating reliability you are used to from MAN diesel engines.

THE SUSTAINABLE HYDROGEN POWER EXPERIENCE FOR COMMERCIAL VESSELS.



MAN Truck & Bus SE

Vogelweiherstraße 33
90441 Nuremberg
man-engines@man.eu
www.man-engines.com

D 114.649 - wd 08221 - Printed in Germany

All data provided in this document is non-binding. This data serves informational purposes only and is especially not guaranteed in any way. Depending upon the subsequent specific individual projects, the relevant data may be subject to changes and will be assessed and determined individually for each project. This will depend on the particular characteristics of each individual project, especially specific site and operational conditions.